

VALLEY FREEWAY CORPORATE PARK

FOR LEASE - 36,844 SF

BUILDING C | 20462 84TH AVE S | KENT, WA 98032

INDUSTRIAL SPACE AVAILABLE



LISTING INFORMATION

Available Size: 36,844 SF Total
Office Size: 2,432 SF
Yard: Approx. 10,000 SF
Lease Rate: Call Broker
Loading: 10 DH Doors
2 GL Doors (1 oversized)
Clear Height: 24'
Available Date: 60 Days Notice

PROPERTY FEATURES


**Oversized
Drive-In Door**


**Dock and
Grade-Level Loading**


**High Identity Building
Signage Available**


Abundant Parking


Nearby Amenities


**Excellent Access to Hwy-
167 & Major Arterials**



KERMIT JORGENSEN
206.787.1475
kjorgensen@neilwalter.com

FLETCHER FARRAR
206.787.1469
ffarrar@neilwalter.com

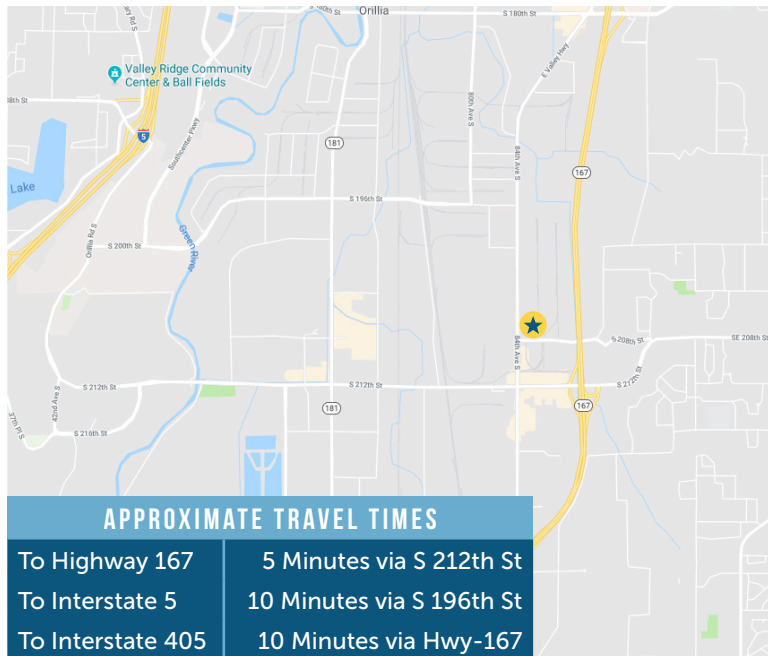
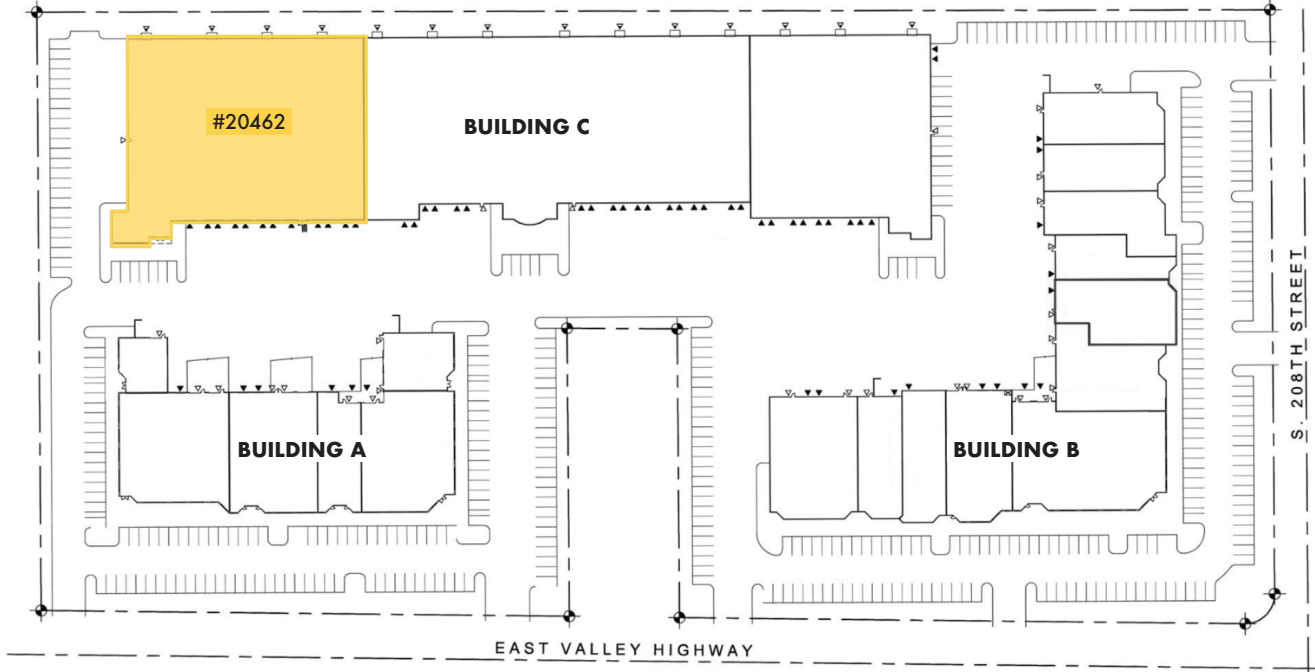
JOHN BLEDSOE
206.787.1460
jbledsoe@neilwalter.com

All information references in this document are approximate. The information contained herein is contained from sources deemed reliable. It is provided without representation, warranty, or guarantee, expressed or implied as to accuracy. Prospective buyer or tenant should conduct its own independent investigation relating to the property, government codes and regulations, allowed uses, and all other matters, regardless of whether they are referred to or contained in this document.

VALLEY FREEWAY CORPORATE PARK



BUILDING C | 20462 84TH AVE S | KENT, WA 98032



KERMIT JORGENSEN
206.787.1475
kjorgensen@neilwalter.com

FLETCHER FARRAR
206.787.1469
ffarrar@neilwalter.com

JOHN BLEDSOE
206.787.1460
jbledsoe@neilwalter.com

550 S Michigan St
Seattle, WA 98108
206.787.1800
www.neilwalter.com

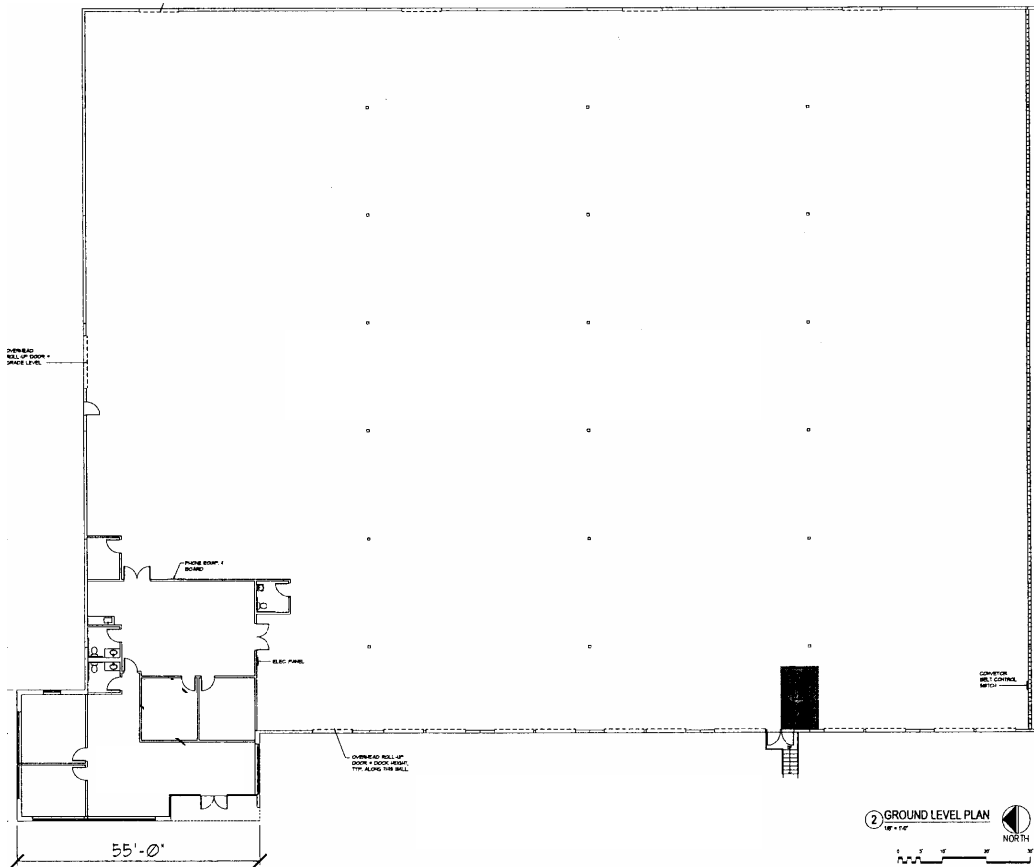
All information references in this document are approximate. The information contained herein is contained from sources deemed reliable. It is provided without representation, warranty, or guarantee, expressed or implied as to accuracy. Prospective buyer or tenant should conduct its own independent investigation relating to the property, government codes and regulations, allowed uses, and all other matters, regardless of whether they are referred to or contained in this document.

VALLEY FREEWAY CORPORATE PARK

BUILDING C | 20462 84TH AVE S | KENT, WA 98032



Available Size	Office Size	Yard	Loading	Clear Height
36,844 SF Total	2,432 SF	~10,000 SF	10 DH & 2 GL (1 oversized)	24'



KERMIT JORGENSEN
206.787.1475
kjorgensen@neilwalter.com

FLETCHER FARRAR
206.787.1469
ffarrar@neilwalter.com

JOHN BLEDSOE
206.787.1460
jbledsoe@neilwalter.com

550 S Michigan St
Seattle, WA 98108
206.787.1800
www.neilwalter.com