

# 3301 1ST AVE S

SEATTLE, WA 98134

FOR LEASE - 10,000 SF TO 36,000 SF

## LOW COST WAREHOUSE IN SODO



### LEASE INFORMATION

**Available:**

± 20,000 SF Footprint  
± 16,000 SF Mezzanine  
(Divisible to 10,000 SF)

**Lease Rate:**


Call Broker

**Clear Height:**

10' 2" under mezzanine  
44' center bay

**Features:**

- 1 (16'x17') Drive-in-Door  
(additional doors can be added)
- Heavy Power
- Single Restroom



Classic 1917 Wood Timber framed structure



**ED HOGAN**

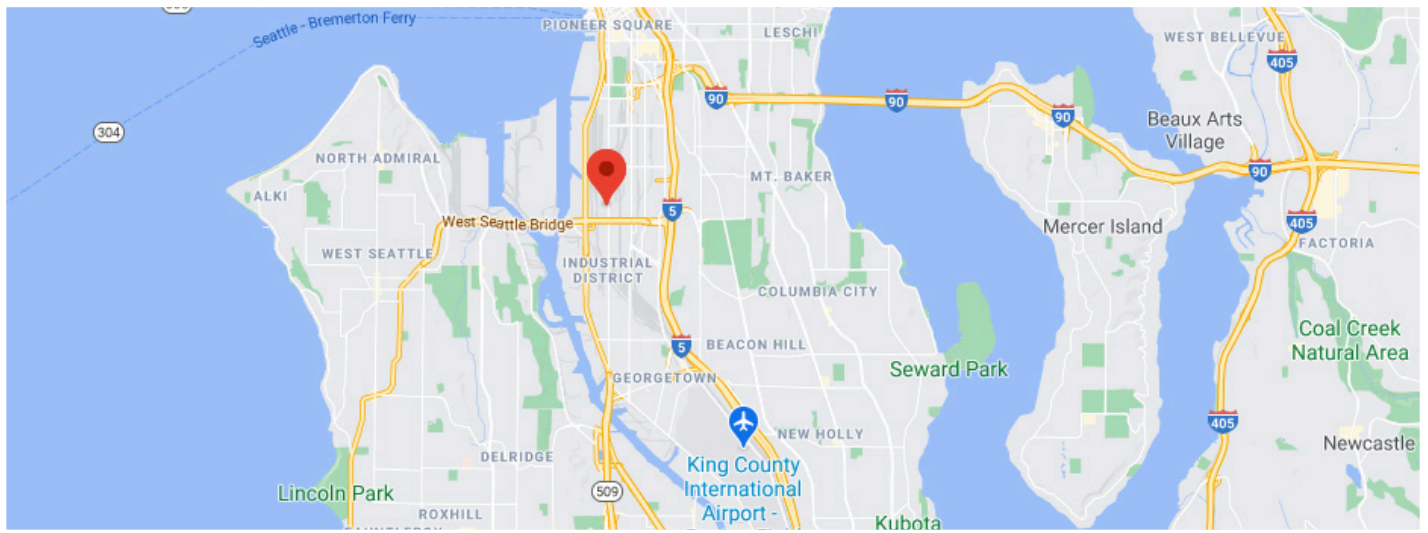

206.787.1477

ehogan@neilwalter.com

All information references in this document are approximate. The information contained herein is contained from sources deemed reliable. It is provided without representation, warranty, or guarantee, expressed or implied as to accuracy. Prospective buyer or tenant should conduct its own independent investigation relating to the property, government codes and regulations, allowed uses, and all other matters, regardless of whether they are referred to or contained in this document.

# 3301 1ST AVE S

SEATTLE, WA 98134



**ED HOGAN**  
206.787.1477

ehogan@neilwalter.com

550 S Michigan St  
Seattle, WA 98108  
206.787.1800  
www.neilwalter.com

All information references in this document are approximate. The information contained herein is contained from sources deemed reliable. It is provided without representation, warranty, or guarantee, expressed or implied as to accuracy. Prospective buyer or tenant should conduct its own independent investigation relating to the property, government codes and regulations, allowed uses, and all other matters, regardless of whether they are referred to or contained in this document.