

# NORTHWARD BUSINESS PARK

FOR LEASE 25,155 SF

BUILDING E | 19203 68TH AVENUE SOUTH | KENT, WA

## CLASS A OFFICE/WAREHOUSE IN NORTH KENT VALLEY



### LEASE INFORMATION

<b>Available Size:</b>	25,155 SF
<b>Office Size:</b>	2,700 SF
<b>Lease Rate:</b>	Call for rates
<b>Lease Type:</b>	NNN
<b>Loading:</b>	6 DH & 3 GL (oversized)
<b>Clear Height:</b>	24'
<b>Available:</b>	2/1/2025

### PROPERTY HIGHLIGHTS

- Fenced rear loading area
- 22' x 54' column spacing
- Excellent access to freeways
- Zoned M-1, City of Kent
- High identity corporate image



**KERMIT JORGENSEN**  
206.787.1475  
kjorgensen@neilwalter.com

**JOHN BLEDSOE**  
206.787.1460  
jbledsoe@neilwalter.com

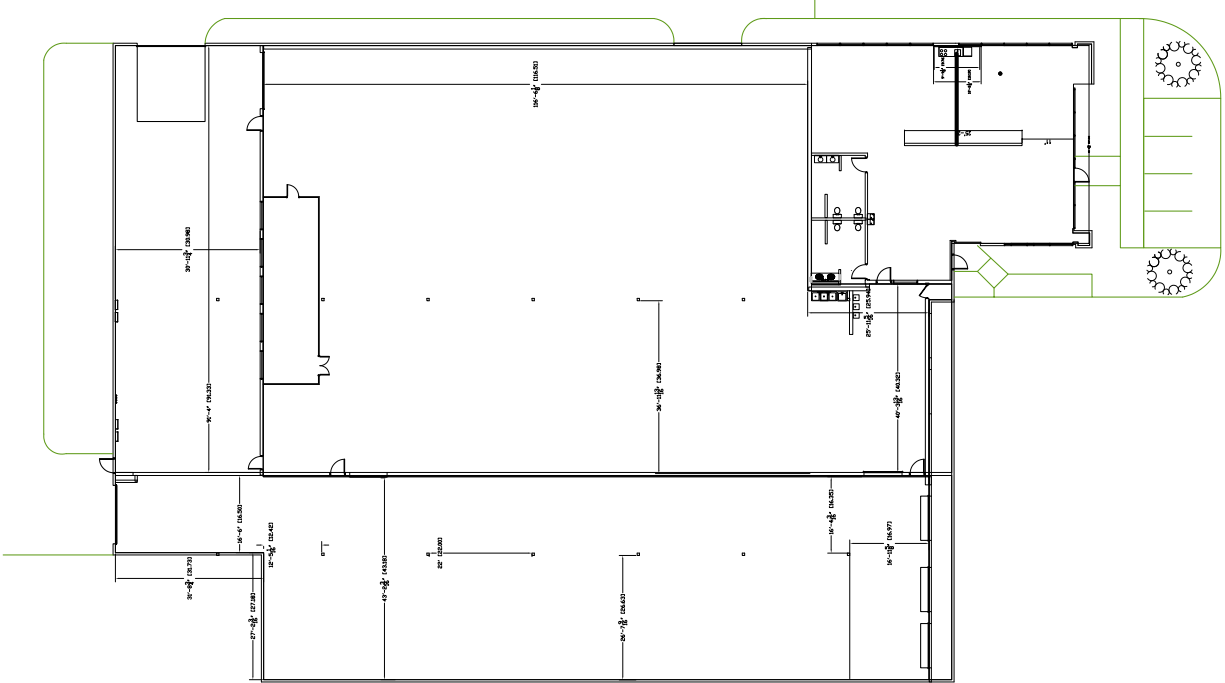
All information references in this document are approximate. The information contained herein is contained from sources deemed reliable. It is provided without representation, warranty, or guarantee, expressed or implied as to accuracy. Prospective buyer or tenant should conduct its own independent investigation relating to the property, government codes and regulations, allowed uses, and all other matters, regardless of whether they are referred to or contained in this document.

# NORTHWARD BUSINESS PARK

BUILDING E | 19203 68TH AVENUE SOUTH | KENT, WA

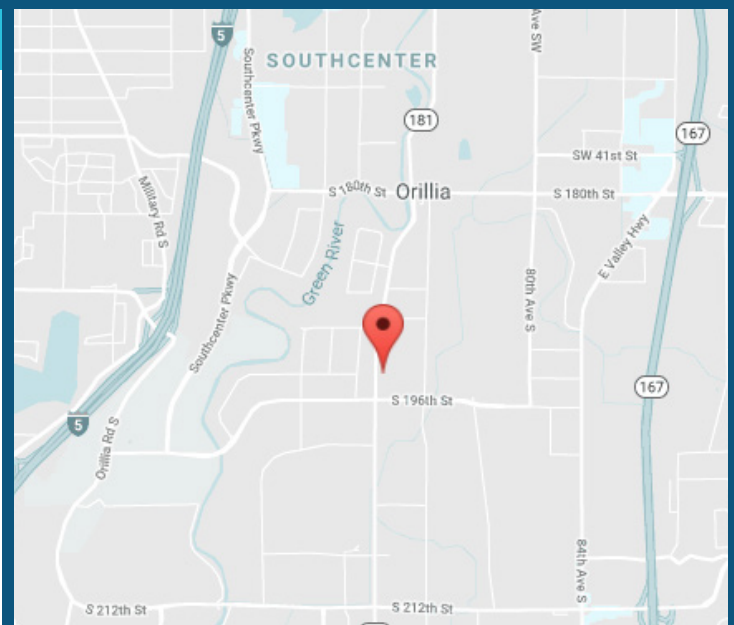
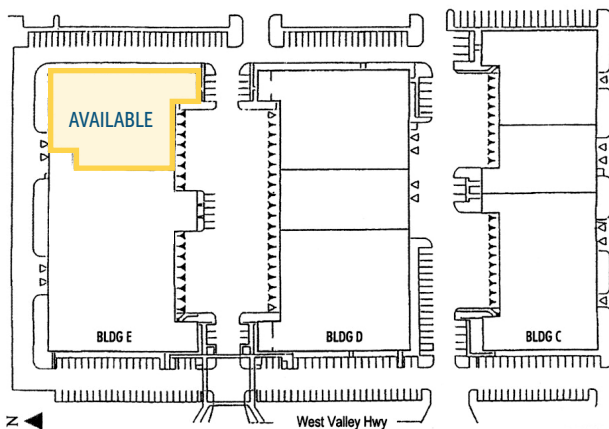


## FLOOR PLAN



## SITE PLAN

△ Grade-level Doors ▲ Dock-high Doors



**KERMIT JORGENSEN**  
206.787.1475  
kjorgensen@neilwalter.com

**JOHN BLED SOE**  
206.787.1460  
jbledsoe@neilwalter.com

All information references in this document are approximate. The information contained herein is contained from sources deemed reliable. It is provided without representation, warranty, or guarantee, expressed or implied as to accuracy. Prospective buyer or tenant should conduct its own independent investigation relating to the property, government codes and regulations, allowed uses, and all other matters, regardless of whether they are referred to or contained in this document.