

# KENT CORPORATE PARK

FOR LEASE - 8,895 SF

22412-22426 72ND AVE S | KENT, WA

## KENT VALLEY WAREHOUSE SPACE AVAILABLE



### LEASE INFORMATION

<b>Building-Suite:</b>	C-22412
<b>Available Size:</b>	8,895 SF Total
<b>Office Size:</b>	2,272 SF
<b>Loading Doors:</b>	4 DH; 1 GL
<b>Main Power:</b>	200A; 277/480V; 3P
<b>Column Spacing:</b>	22'-6" x 48'-0"
<b>Clear Height:</b>	24'
<b>Available:</b>	2/1/2025



South Sound Industrial | Property Group

**JOEL JONES**  
D: 253.779.2422  
C: 253.219.9914  
jjones@neilwalter.com

**SCOTT PRICE**  
D: 253.779.2419  
C: 253.279.3710  
sprice@neilwalter.com

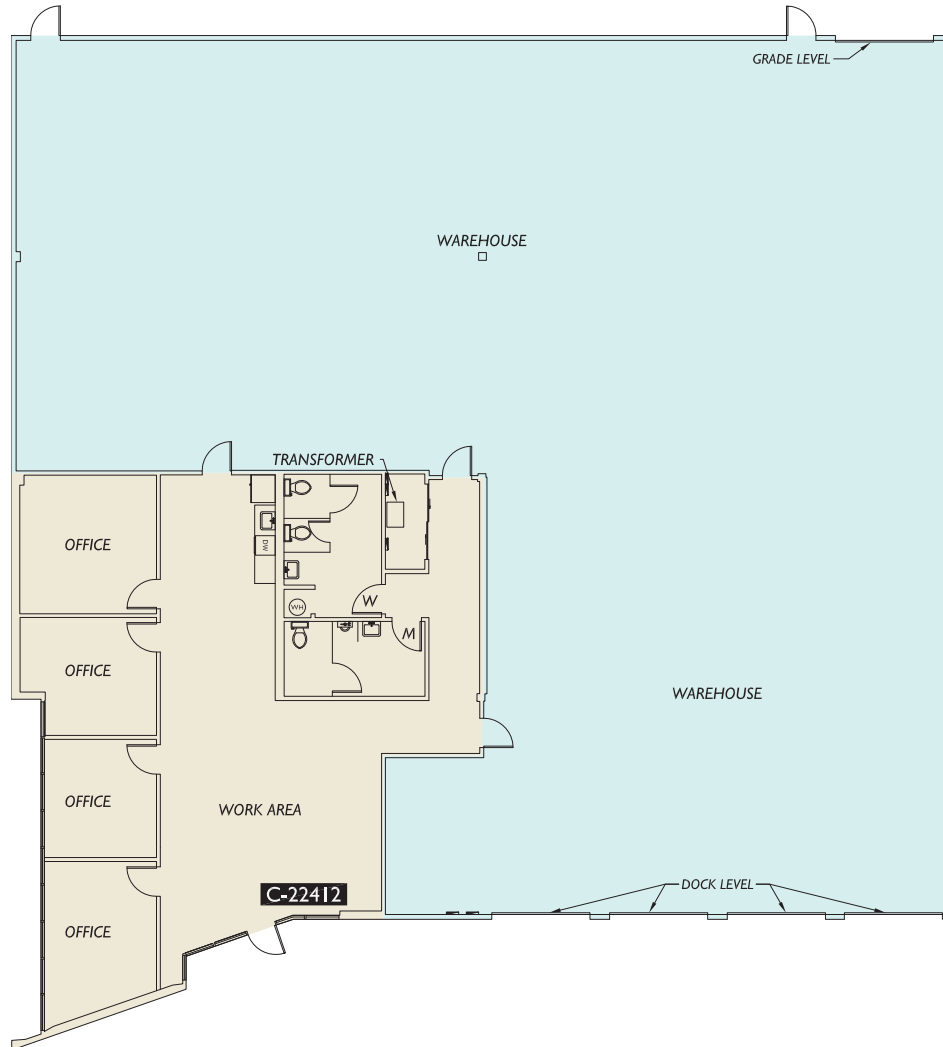


All square footage references are approximate. The information contained herein is from sources deemed reliable. Prospective Buyer or Tenant should conduct an independent investigation and verification of all matters.

# KENT CORPORATE PARK

22412-22426 72ND AVE S | KENT, WA

**BUILDING C-22412**  
**8,895 SF Total | 2,272 SF Office**



South Sound Industrial | Property Group

**JOEL JONES**  
D: 253.779.2422  
C: 253.219.9914  
jjones@neilwalter.com

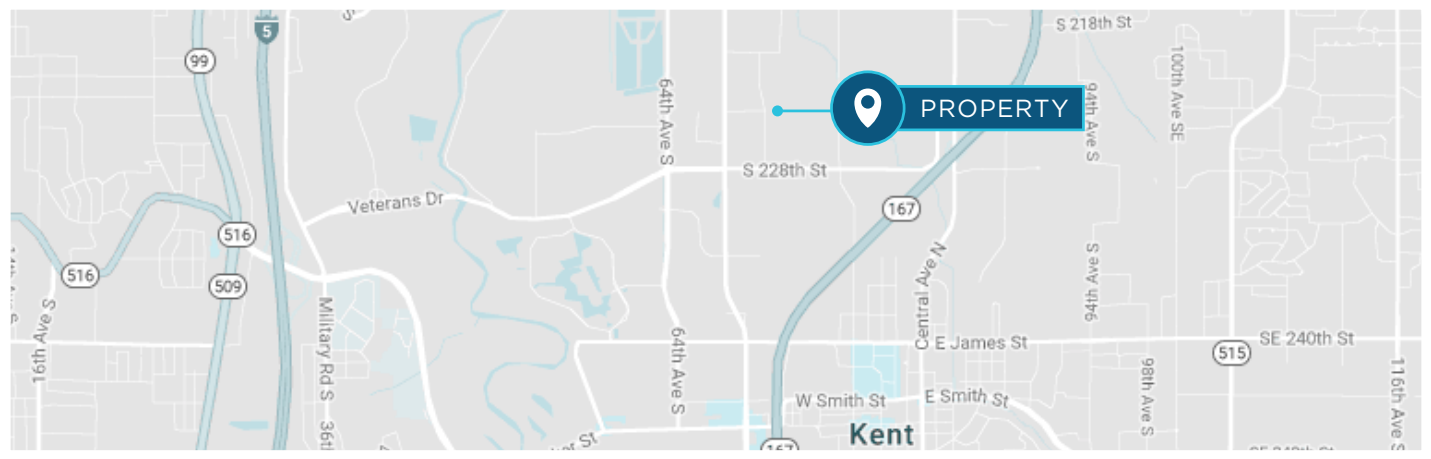
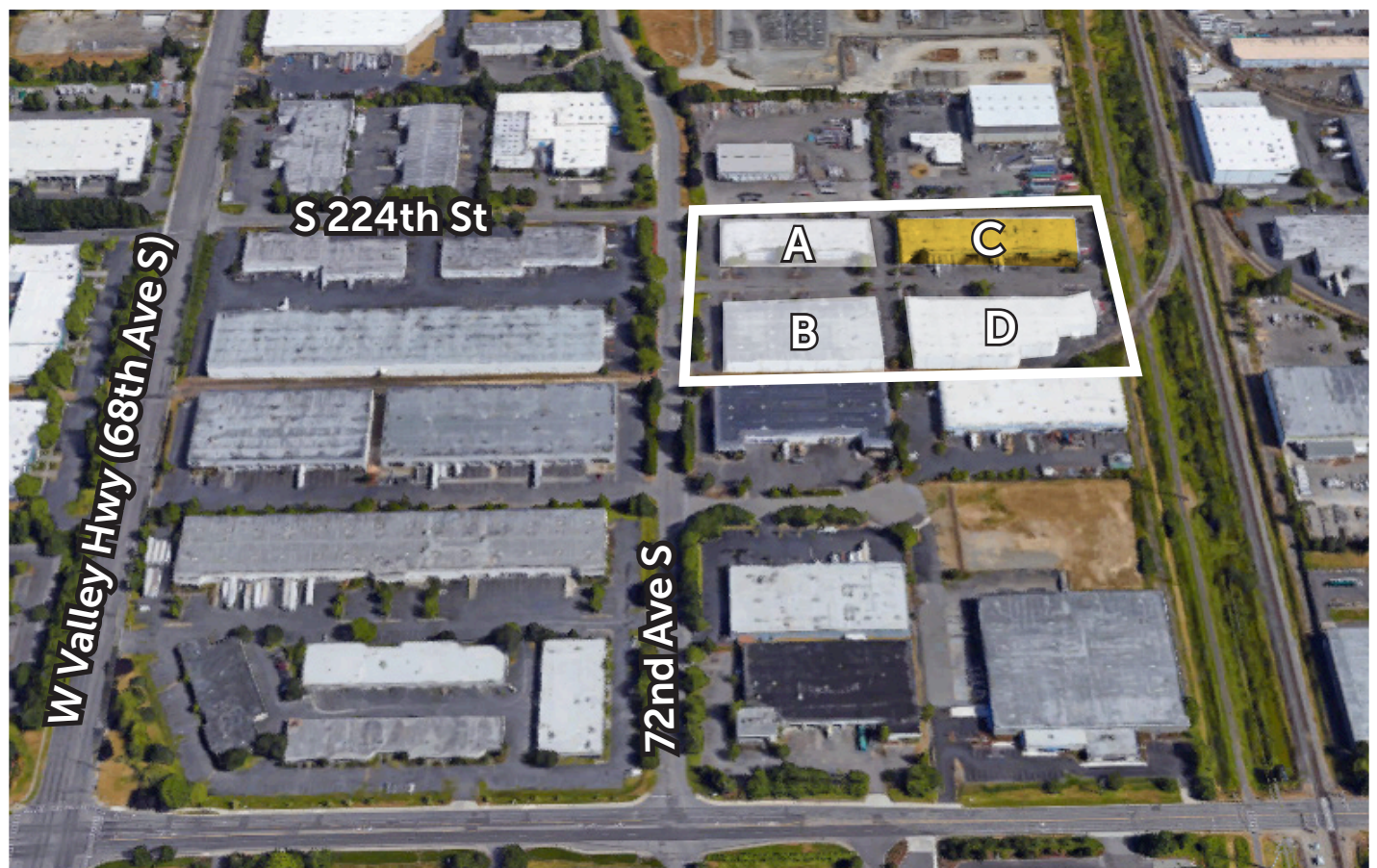
**SCOTT PRICE**  
D: 253.779.2419  
C: 253.279.3710  
sprice@neilwalter.com



All square footage references are approximate. The information contained herein is from sources deemed reliable. Prospective Buyer or Tenant should conduct an independent investigation and verification of all matters.

# KENT CORPORATE PARK

22412-22426 72ND AVE S | KENT, WA



South Sound Industrial | Property Group

**JOEL JONES**  
D: 253.779.2422  
C: 253.219.9914  
jjones@neilwalter.com

**SCOTT PRICE**  
D: 253.779.2419  
C: 253.279.3710  
sprice@neilwalter.com



All square footage references are approximate. The information contained herein is from sources deemed reliable. Prospective Buyer or Tenant should conduct an independent investigation and verification of all matters.