

3301 1ST AVE S

SEATTLE, WA 98134


FOR LEASE - 10,000 SF TO 36,000 SF

LOW COST WAREHOUSE IN SODO



LEASE INFORMATION

- Available:** ± 20,000 SF Footprint
± 16,000 SF Mezzanine
(Divisible to 10,000 SF)
- Lease Rate:** Call Broker
- Clear Height:** 10' 2" under mezzanine
44' center bay
- Features:**
- 1 (16'x17') Drive-in-Door
(additional doors can be added)
 - Heavy Power
 - Single Restroom



Classic 1917 Wood Timber framed structure

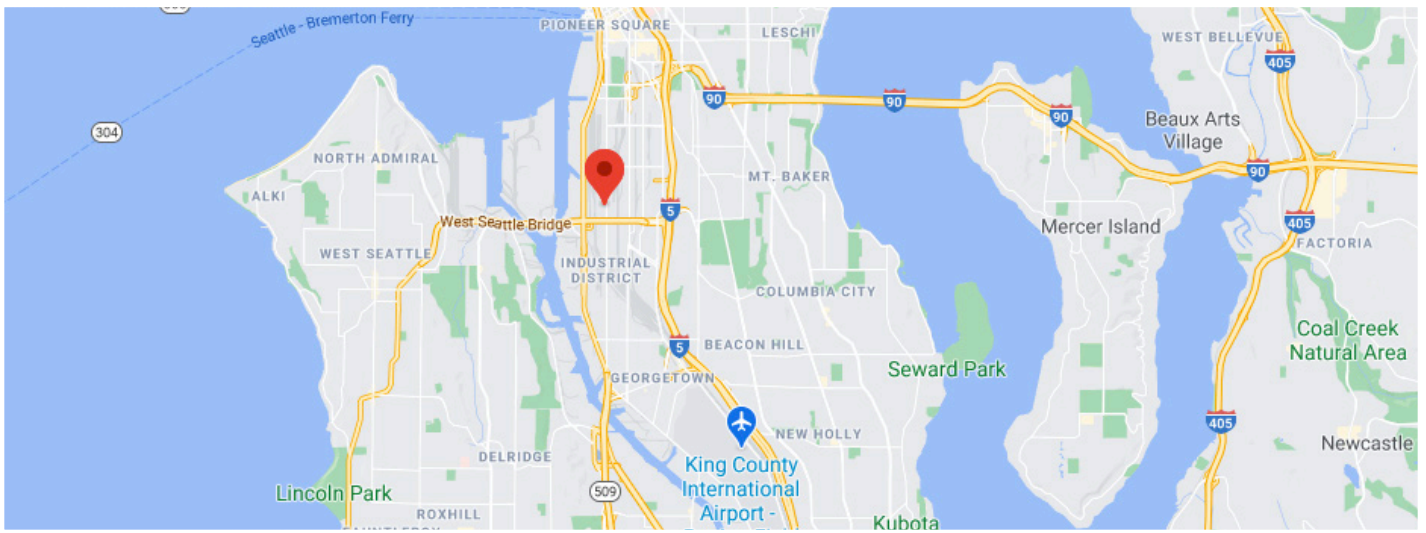



ED HOGAN
206.787.1460
ehogan@neilwalter.com

All information references in this document are approximate. The information contained herein is contained from sources deemed reliable. It is provided without representation, warranty, or guarantee, expressed or implied as to accuracy. Prospective buyer or tenant should conduct its own independent investigation relating to the property, government codes and regulations, allowed uses, and all other matters, regardless of whether they are referred to or contained in this document.

3301 1ST AVE S

SEATTLE, WA 98134



ED HOGAN
206.787.1477

ehogan@neilwalter.com

550 S Michigan St
Seattle, WA 98108
206.787.1800
www.neilwalter.com

All information references in this document are approximate. The information contained herein is contained from sources deemed reliable. It is provided without representation, warranty, or guarantee, expressed or implied as to accuracy. Prospective buyer or tenant should conduct its own independent investigation relating to the property, government codes and regulations, allowed uses, and all other matters, regardless of whether they are referred to or contained in this document.